



solo

Fabricating for a better tomorrow
He waka eke noa

solo STORMWATER RANGE

0800 765 675

Auckland 33 Honan Place, Avondale
Phone 09 828 9594

Christchurch 72 Hayton Road, Wigram
Phone 03 353 9291

solo.sales@solo.co.nz

solo.co.nz

FABRICATING FOR A BETTER TOMORROW

Solo's Vision is "*Fabricating for a Better Tomorrow*".
We sustainably manufacture and import infrastructure solutions in PE and PVC for the people of New Zealand, focusing on values that help to conserve and protect our planet whilst always watching over our whānau. Now *that's* standing for better...

solo.co.nz



STORMWATER RANGE

MOULDED

4-5 Bends | Junctions | Couplers
Caps

FABRICATED UNGLASSED/FORMED

8-11 Bends | Junctions | Saddles
Caps | Outlet | Floodgate
Downpipe Dropper | Gully Dish

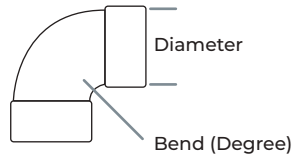
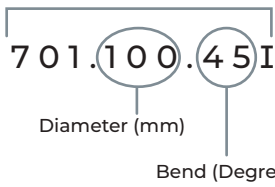
FABRICATED GLASSED

6-7 Bends | Junctions | Saddles
Couplers | Inverts



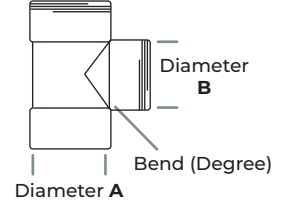
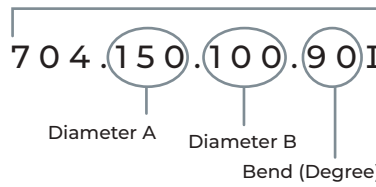
Code breakdown

Moulded Elbow Bend Order Code



Depending on the type of product, the following illustrations explain what the code numbers mean.

S/W Reducing Junction Order Code



S/W Elbow Bend Moulded SCJ uPVC

701

Code	Size (mm)	Bend
701.100.45I	100	45°
701.100.90I	100	90°
701.150.15I	150	15°
701.150.45I	150	45°
701.150.90I	150	90°
701.175.45I	175	45°
701.175.90I	175	90°
701.225.15I	225	45°
701.225.45I	225	45°
701.225.90I	225	90°
701.300.45I	300	45°
701.300.90I	300	90°
701.375.45I	375	45°
701.375.90I	375	90°



S/W Red Reducing Junction 90 Moulded uPVC

704

Code	Size (mm)	Bend
704.150.100.90I	150 . 100	90°
704.175.100.90I	175 . 100	90°
704.175.150.90I	175 . 150	90°
704.225.100.88I	225 . 100	90°
704.225.150.88I	225 . 150	90°



S/W Junction 45 Moulded uPVC

704

Code	Size (mm)	Bend
704.150.45I	150	45°
704.175.45I	175	45°
704.225.45I	225	45°
704.300.45I	300	45°



S/W Red Reducing Junction 45 Moulded uPVC

704

Code	Size (mm)	Bend
704.150.100.45I	150 . 100	45°
704.225.100.45I	225 . 100	45°
704.225.150.45I	225 . 150	45°
704.225.175.45I	225 . 175	45°
704.300.175.45I	300 . 175	45°
Z704.300.175.45I	300 . 175	45°

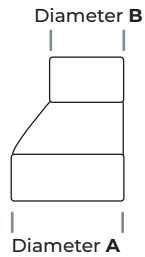
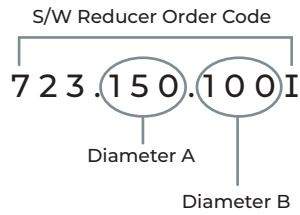


S/W Junction 90 Moulded uPVC

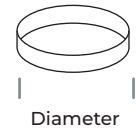
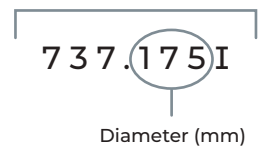
704

Code	Size (mm)	Bend
704.150.90I	150	90°
704.175.90I	175	90°
704.225.90I	225	90°
704.300.90I	300	90°

MOULDED



S/W End Cap Order Code



S/W Reducer Moulded MF uPVC

723

Code	Size (mm)
723.150.100I	150 . 100
723.175.150I	175 . 150
723.225.150I	225 . 150
723.225.175I	225 . 175
723.300.175I	300 . 175
723.300.225I	300 . 225



S/W End Cap uPVC

737

Code	Size (mm)
737.175I	175



S/W Reducer Bush Moulded uPVC

724

Code	Size (mm)	Type
724.150.100I	150 . 100	Level Invert
724.175.150I	175 . 150	Level Invert
724.225.175I	225 . 175	Level Invert



DWV Moulded RRJ Slip Coupler

S1511

Code	Size (mm)	Type
S1511.100I	100	FF
S1511.150I	150	FF
S1511.175I	175	FF
S1511.225I	225	FF
S1511.300I	300	FF



S/W Access Cap Moulded uPVC

736

Code	Size (mm)
736.100	100
736.150	150
736.175	175
736.225	225
736.300	300

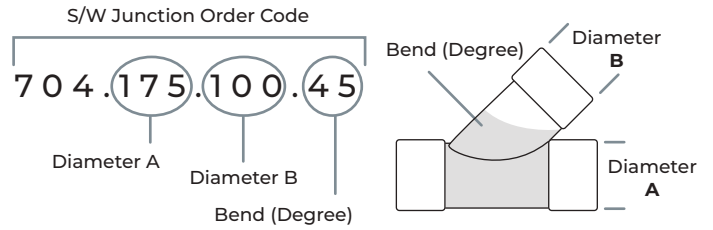
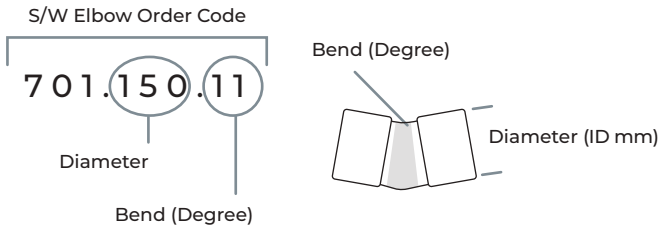


S/W Vermin Stoppers PVC

183

Code	Size (mm)
183.100	100
183.150	150
183.225	225


FABRICATED GLASSED



S/W Elbow Bend Glassed SCJ uPVC

701

Code	Size (mm)	Bend
701.150.11	150	11°
701.150.22	150	22°
701.150.45	150	45°
701.150.90	150	90°
701.175.11	175	11°
701.175.22	175	22°
701.175.45	175	45°
701.175.90	175	90°
701.225.11	225	11°
701.225.22	225	22°
701.225.45	225	45°
701.225.90	225	90°
701.300.11	300	11°
701.300.22	300	22°
701.300.45	300	45°
701.300.90	300	90°
701.375.11	375	11°
701.375.22	375	22°
701.375.45	375	45°
701.375.90	375	90°
701.475.11	475	11°
701.475.22	475	22°
701.475.45	475	45°
701.475.90	475	90°

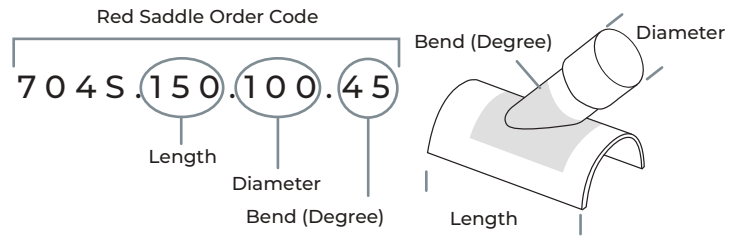
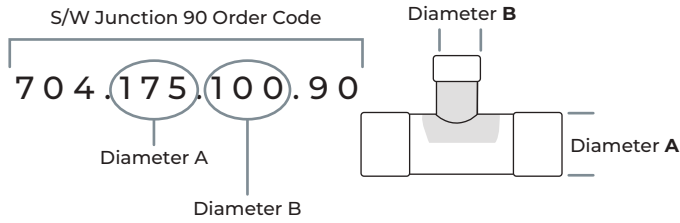


S/W Junction Glassed 45 SCJ UPVC

704

Code	Size (mm)	Bend
704.175.100.45	175 . 100	45°
704.175.150.45	175 . 150	45°
704.175.45	175	45°
704.225.100.45	225 . 100	45°
704.225.150.45	225 . 150	45°
704.225.175.45	225 . 175	45°
704.225.45	225	45°
704.300.100.45	300 . 100	45°
704.300.150.45	300 . 150	45°
704.300.175.45	300 . 175	45°
704.300.225.45	300 . 225	45°
704.300.45	300	45°
704.375.100.45	375 . 100	45°
704.375.150.45	375 . 150	45°
704.375.175.45	375 . 175	45°
704.375.225.45	375 . 225	45°
704.375.300.45	375 . 300	45°
704.375.45	375	45°
704.475.150.45	475 . 150	45°
704.475.175.45	475 . 175	45°
704.475.225.45	475 . 225	45°
704.475.300.45	475 . 300	45°
704.475.375.45	475 . 375	45°
704.475.45	475	45°

FABRICATED GLASSED



S/W Junction
Glassed 90 SCJ
uPVC

704

Code	Size (mm)	Bend
704.175.100.90	175 . 100	90°
704.175.150.90	175 . 150	90°
704.175.90	175	90°
704.225.100.90	225 . 100	90°
704.225.150.90	225 . 150	90°
704.225.175.90	225 . 175	90°
704.225.90	225	90°
704.300.100.90	300 . 100	90°
704.300.150.90	300 . 150	90°
704.300.175.90	300 . 175	90°
704.300.225.90	300 . 225	90°
704.300.90	300	90°
704.375.100.90	375 . 100	90°
704.375.150.90	375 . 150	90°
704.375.175.90	375 . 175	90°
704.375.225.90	375 . 225	90°
704.375.300.90	375 . 300	90°
704.375.90	375	90°
704.475.150.90	475 . 150	90°
704.475.175.90	475 . 175	90°
704.475.225.90	475 . 225	90°
704.475.300.90	475 . 300	90°
704.475.375.90	475 . 375	90°
704.475.90	475	90°

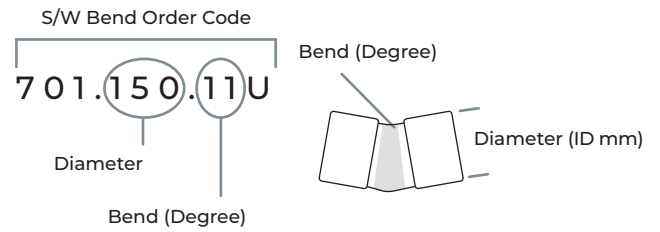
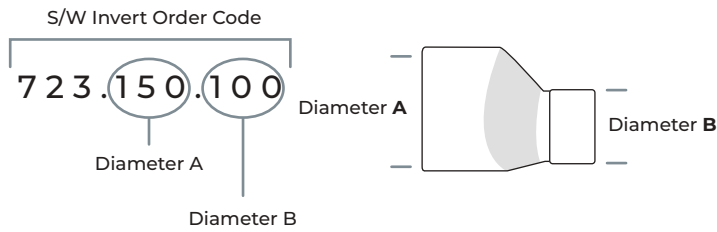


S/W Red Saddle
Glassed 45 uPVC

704S

Code	Size (mm)	Bend
704S.150.100.45	150 . 100	45°
704S.175.100.45	175 . 100	45°
704S.175.150.45	175 . 150	45°
704S.225.100.45	225 . 100	45°
704S.225.150.45	225 . 150	45°
704S.225.175.45	225 . 175	45°
704S.300.100.45	300 . 100	45°
704S.300.150.45	300 . 150	45°
704S.300.175.45	300 . 175	45°
704S.300.225.45	300 . 225	45°
704S.375.100.45	375 . 100	45°
704S.375.150.45	375 . 150	45°
704S.375.175.45	375 . 175	45°
704S.375.225.45	375 . 225	45°
704S.375.300.45	375 . 300	45°

FABRICATED UNGLASSED/FORMED



S/W Level Invert SCJ uPVC

723

Code	Size (mm)
723.150.100	150 . 100
723.175.100	175 . 100
723.175.150	175 . 150
723.225.100	225 . 100
723.225.150	225 . 150
723.225.175	225 . 175
723.300.100	300 . 100
723.300.150	300 . 150
723.300.175	300 . 175
723.300.225	300 . 225
723.375.100	375 . 100
723.375.150	375 . 150
723.375.175	375 . 175
723.375.225	375 . 225
723.375.300	375 . 300
723.475.175	475 . 175
723.475.225	475 . 225
723.475.300	475 . 300
723.475.375	475 . 375



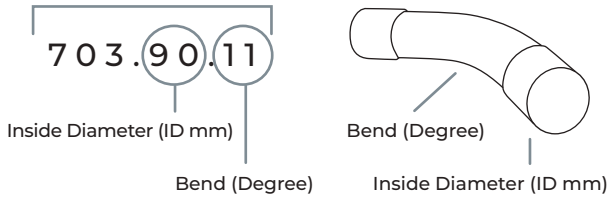
S/W Bend Unglassed SCJ uPVC

701

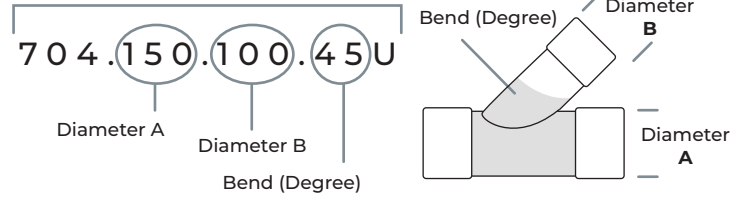
Code	Size (mm)	Bend
701.150.11U	150	11°
701.150.22U	150	22°
701.150.45U	150	45°
701.150.90U	150	90°
701.175.11U	175	11°
701.175.22U	175	22°
701.175.45U	175	45°
701.175.90U	175	90°
701.225.11U	225	11°
701.225.22U	225	22°
701.225.45U	225	45°
701.225.90U	225	90°
701.300.11U	300	11°
701.300.22U	300	22°
701.300.45U	300	45°
701.300.90U	300	90°
701.375.11U	375	11°
701.375.22U	375	22°
701.375.45U	375	45°
701.375.90U	375	90°

FABRICATED UNGLASSED/FORMED

S/W Formed Bend Order Code




S/W Red Junction Order Code



S/W Formed Bend SCJ uPVC

703

Code	Size (mm)	Bend
703.90.11	90	11°
703.90.22	90	22°
703.90.45	90	45°
703.90.90	90	90°
703.100.11	100	11°
703.100.22	100	22°
703.100.45	100	45°
703.100.90	100	90°
703.150.11	150	11°
703.150.22	150	22°
703.150.45	150	45°
703.150.90	150	90°
703.175.11	175	11°
703.175.22	175	22°
703.175.45	175	45°
703.175.90	175	90°
703.225.11	225	11°
703.225.22	225	22°
703.225.45	225	45°
703.225.90	225	90°
703.300.11	300	11°
703.300.22	300	22°
703.300.45	300	45°
703.300.90	300	90°

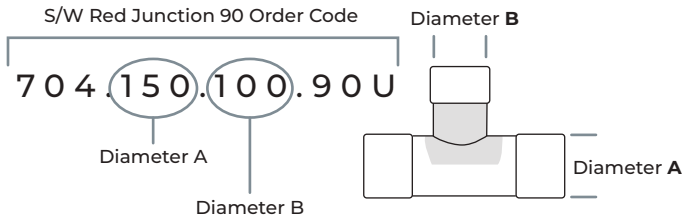


S/W Red Junction Unglassed 45 uPVC

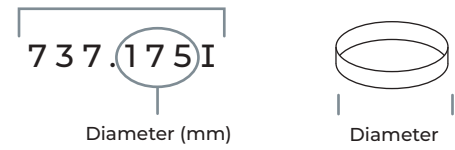
704

Code	Size (mm)	Bend
704.150.100.45U	150 . 100	45°
704.175.100.45U	175 . 100	45°
704.175.150.45U	175 . 150	45°
704.175.45U	175	45°
704.225.100.45U	225 . 100	45°
704.225.150.45U	225 . 150	45°
704.225.175.45U	225 . 175	45°
704.225.45U	225	45°
704.300.100.45U	300 . 100	45°
704.300.150.45U	300 . 150	45°
704.300.175.45U	300 . 175	45°
704.300.225.45U	300 . 225	45°
704.300.45U	300	45°
704.375.100.45U	375 . 100	45°
704.375.150.45U	375 . 150	45°
704.375.175.45U	375 . 175	45°
704.375.225.45U	375 . 225	45°
704.375.300.45U	375 . 300	45°
704.375.45U	375	45°

FABRICATED UNGLASSED/FORMED



S/W End Cap Order Code



S/W Red Junction Unglassed 90 uPVC

704

Code	Size (mm)	Bend
704.150.100.90U	150 . 100	90°
704.175.100.90U	175 . 100	90°
704.175.150.90U	175 . 150	90°
704.175.90U	175	90°
704.225.100.90U	225 . 100	90°
704.225.150.90U	225 . 150	90°
704.225.175.90U	225 . 175	90°
704.225.90U	225	90°
704.300.100.90U	300 . 100	90°
704.300.150.90U	300 . 150	90°
704.300.175.90U	300 . 175	90°
704.300.225.90U	300 . 225	90°
704.300.90U	300	90°
704.375.100.90U	375 . 100	90°
704.375.150.90U	375 . 150	90°
704.375.175.90U	375 . 175	90°
704.375.225.90U	375 . 225	90°
04.375.300.90U	375 . 300	90°
704.375.90U	375	90°



S/W End Cap uPVC

737

Code	Size (mm)
737.175	175
737.175I	175
737.225	225
737.300	300
737.375	375
737.475	475



S/W Saddle Unglassed uPVC

704S

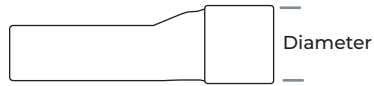
Code	Size (mm)	Bend
704S.150.100.45U	150 . 100	45°
704S.175.100.45U	175 . 100	45°
704S.175.150.45U	175 . 150	45°
704S.225.100.45U	225 . 100	45°
704S.225.150.45U	225 . 150	45°
704S.225.175.45U	225 . 175	45°
704S.300.100.45U	300 . 100	45°
704S.300.150.45U	300 . 150	45°
704S.300.175.45U	300 . 175	45°
704S.300.225.45U	300 . 225	45°
704S.375.100.45U	375 . 100	45°
704S.375.150.45U	375 . 150	45°
704S.375.175.45U	375 . 175	45°
704S.375.225.45U	375 . 225	45°

FABRICATED UNGLASSED/FORMED

S/W Kerb Outlet Order Code

765.90



Diameter (mm)



Downpipe Dropper Order Code

D700.100

Diameter (mm)



S/W Kerb Outlet uPVC

765

Code	Size (mm)	Type
765.90	90	
765.90G	90	Gritted
765.100	100	
765.100E	100	Extender
765.100G	100	Gritted
765.100L	100	1500mm Long



Downpipe Dropper

D700

Code	Size (mm)
D700.100	100
D700.150	150
D700.175	175
D700.225	225



Floodgate for Stormwater

FG

Code	Size (mm)	Type
FG100	100	
FG100L	100	Moulded
FG150	150	
FG150L	150	Moulded
FG175	175	
FG175L	175	Moulded
FG225	225	
FG225L	225	Moulded
FG300	300	
FG300L	300	Moulded
FG375	375	
FG475	475	



Gully Dish Riser Iplex Style

GD

Code	Size (mm)
GD100	100
GD200	200
GD300	300

Solo Plastics

0800 765 675

Auckland 33 Honan Place, Avondale
Phone 09 828 9594

Christchurch 72 Hayton Road, Wigram
Phone 03 353 9291

solo.sales@solo.co.nz



Fabricating for a better tomorrow.
He waka eke noa



solo.co.nz