



solo

Fabricating for a better tomorrow
He waka eke noa

solo

DRAIN WASTE & VENT (DWV) RANGE

0800 765 675

Auckland 33 Honan Place, Avondale
Phone 09 828 9594

Christchurch 72 Hayton Road, Wigram
Phone 03 353 9291

solo.sales@solo.co.nz

solo.co.nz

FABRICATING FOR A BETTER TOMORROW

Solo's Vision is "*Fabricating for a Better Tomorrow*".
We sustainably manufacture and import infrastructure solutions in PE and PVC for the people of New Zealand, focusing on values that help to conserve and protect our planet whilst always watching over our whānau. Now *that's* standing for better...

solo.co.nz



DRAIN WASTE AND VENT (DWV) RANGE

MOULDED FITTINGS

4-6 Bends | Junctions | Reducers |
Saddles | Couplers | Caps |
Inverts

SN4/6

6-11 Fittings - Fabricated Bends |
Swept Bends | Junctions |
Reducers | Saddles | Couplers |
Caps | Inverts

11 Pipe

SN16

11-19 Fittings - Couplers | Bends
Swept Bends | Junctions
Manhole

19 Pipe



MOULDED

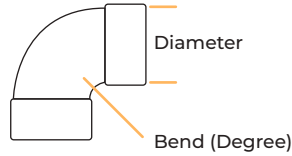
Code breakdown

Moulded Bend Order Code

101.100.88I

Diameter (mm)

Bend (Degree)



Depending on the type of product, the following illustrations explain what the code numbers mean.



DWV Moulded SCJ Bend uPVC

101


Code	Size (mm)	Bend
101.80.45I	80	45°
101.80.88I	80	88°
101.100.5I	100	5°
101.100.11I	100	11°
101.100.22I	100	22°
101.100.45I	100	45°
101.100.88I	100	88°
101.150.5I	150	5°
101.150.30I	150	30°
101.150.45I	150	45°
101.150.88I	150	88°
101.175.45I	175	45°
101.175.88I	175	88°
101.225.45I	225	45°
101.300.45I	300	45°
101.300.88I	300	88°



DWV Moulded SCJ Junction 45 uPVC

104


Code	Size (mm)	Bend
104.80.45I	80	45°
104.100.45I	100	45°
104.150.45I	150	45°
104.225.45I	225	45°



DWV Moulded SCJ Junction 90 uPVC

104
106

Code	Size (mm)	Bend
104.80.88I	80	88°
104.100.88I	100	88°
104.150.88I	150	88°
104.175.88I	175	88°
106.80.88I	80	88°
106.100.88I	100	88°

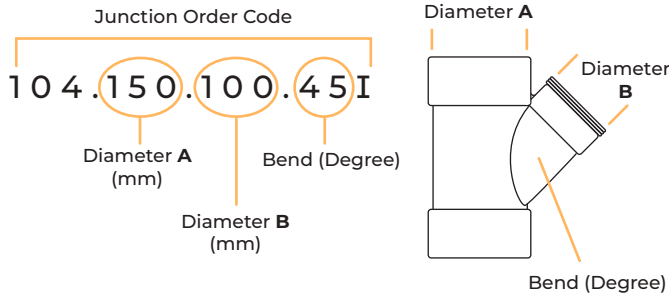


DWV Moulded SCJ Reducing Junction

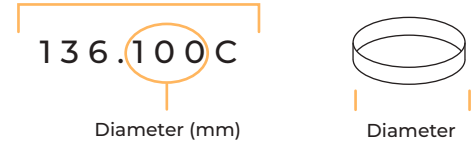
104

Code	Size (mm)	Bend
104.50.40.88I	50 . 40	88°
104.150.100.88I	150 . 100	88°

MOULDED



Moulded Threaded Access Cap



DWV Moulded SCJ Reducing Junction

104

Code	Size (mm)	Bend
104.150.100.45I	150 . 100	45°
104.225.100.45I	225 . 100	45°
104.225.150.45I	225 . 150	45°
104.300.100.45I	300 . 100	45°
104.300.150.45I	300 . 150	45°



uPVC DWV Moulded Threaded Access Cap

136

Code	Size (mm)
136.100C	100
136.150C	150
136.225C	225



DWV Moulded SCJ Saddles uPVC

104S

Code	Size (mm)	Bend
104S.150.100.45I	150 . 100	45°
104S.225.100.45I	225 . 100	45°
104S.225.150.45I	225 . 150	45°
104S.300.100.45I	300 . 100	45°
104S.300.150.45I	300 . 150	45°



DWV Moulded SCJ Level Invert uPVC

123

Code	Size (mm)	Type
110.80I	100.80	Concentric Reducer
123.150.100I	150 . 100	MF
123.225.150I	225 . 150	MF
123.300.225I	300 . 225	MF



uPVC DWV Moulded Threaded Coupler

110

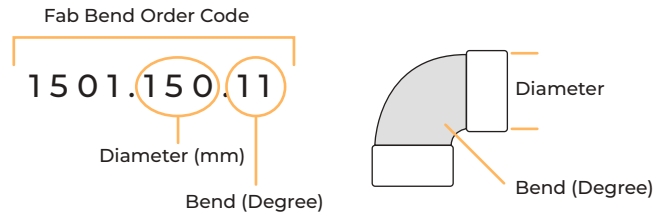
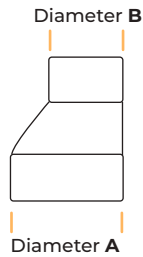
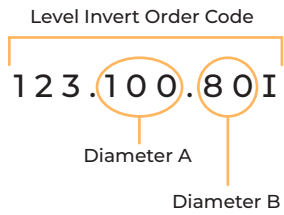
Code	Size (mm)
110.80I	80
110.100I	100
110.150I	150
110.175I	175
110.225I	225



DWV Moulded SCJ Reducing Bush uPVC

124

Code	Size (mm)	Type
124.150.100I	150 . 100	Level Invert Bush



DWV Moulded Level Invert uPVC

123

Code	Size (mm)	Type
123.100.80I	100 . 80	Concentric Reducer SCJ
123.150.100I	150 . 100	Level Invert MF SCJ
123.225.150I	225 . 150	Level Invert MF SCJ
123.300.225I	300 . 225	Level Invert MF SCJ



DWV SCJ Fabricated Bend SN4 uPVC

1501

Code	Size (mm)	Bend
1501.150.11	150	11°
1501.150.22	150	22°
1501.150.45	150	45°
1501.150.88	150	90°
1501.175.11	175	11°
1501.175.22	175	22°
1501.175.45	175	45°
1501.175.88	175	90°
1501.225.11	225	11°
1501.225.22	225	22°
1501.225.45	225	45°
1501.225.88	225	90°
1501.300.11	300	11°
1501.300.22	300	22°
1501.300.45	300	45°
1501.300.88	300	90°
1501.375.11	375	11°
1501.375.22	375	22°
1501.375.45	375	45°
1501.375.88	375	90°
1501.475.11	475	11°
1501.475.22	475	22°
1501.475.45	475	45°
1501.475.88	475	90°

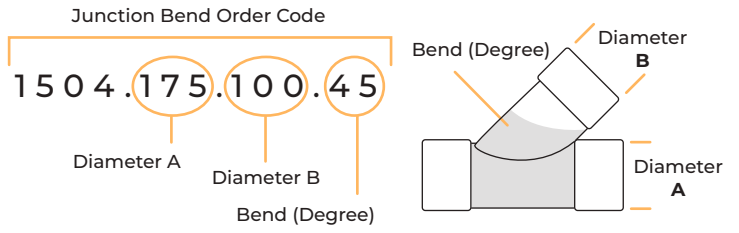
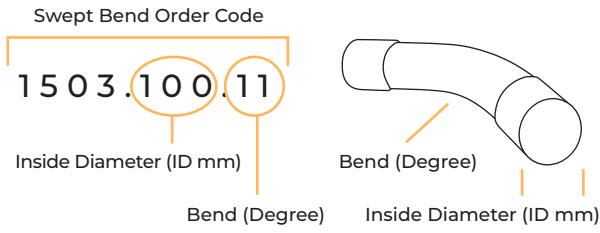


DWV Moulded End Cap uPVC

137

Code	Size (mm)	Type
137.32	32	Push on Cap
137.40	40	Push on Cap
137.50	50	Push on Cap
137.65	65	Push on Cap
137.80	80	Push on Cap
137.100I	100	Push on Cap
137.100DC	100	Push on Dust Cap
137.150I	150	Push on Cap
137.150SP	150	Push on Cap Long
137.225I	225	Push on Cap
137.300I	300	Push on Cap

SN4/6



DWV SCJ Swept Bend SN6 uPVC

1503

Code	Size (mm)	Bend
1503.100.11	100	11°
1503.100.22	100	22°
1503.100.45	100	45°
1503.100.90	100	90°



DWV SCJ Junction 45 SN4 uPVC

1504

Code	Size (mm)	Bend
1504.175.100.45	175 . 100	45°
1504.175.150.45	175 . 150	45°
1504.175.45	175	45°
1504.225.100.45	225 . 100	45°
1504.225.150.45	225 . 150	45°
1504.225.175.45	225 . 175	45°
1504.225.45	225	45°
1504.300.100.45	300 . 100	45°
1504.300.150.45	300 . 150	45°
1504.300.175.45	300 . 175	45°
1504.300.225.45	300 . 225	45°
1504.300.45	300	45°
1504.375.100.45	375 . 100	45°
1504.375.150.45	375 . 150	45°
1504.375.175.45	375 . 175	45°
1504.375.225.45	375 . 225	45°
1504.375.300.45	375 . 300	45°
1504.375.45	375	45°

DWV SCJ Swept Bend SN4 uPVC

1503

Code	Size (mm)	Bend
1503.150.11	150	11°
1503.150.22	150	22°
1503.150.45	150	45°
1503.150.90	150	90°



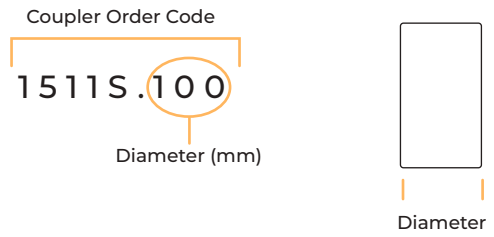
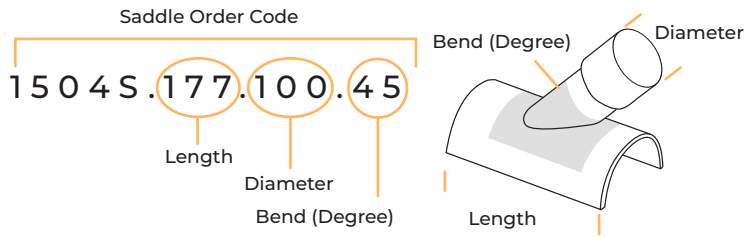
DWV SCJ Saddle 45 SN4 uPVC

1504S

Code	Size (mm)	Bend
1504S.150.100.45	150 . 100	45°
1504S.175.100.45	175 . 100	45°
1504S.175.150.45	175 . 150	45°
1504S.225.100.45	225 . 100	45°
1504S.225.150.45	225 . 150	45°
1504S.225.175.45	225 . 175	45°
1504S.300.100.45	300 . 100	45°
1504S.300.150.45	300 . 150	45°
1504S.300.175.45	300 . 175	45°
1504S.375.100.45	375 . 100	45°
1504S.375.150.45	375 . 150	45°
1504S.375.175.45	375 . 175	45°
1504S.475.100.45	475 . 100	45°

DWV (Drain Waste and Vent)

SN4/6



DWV SCJ Saddle 45 Fibrolite uPVC 1504S

Code	Size (mm)	Bend
1504S.177.100.45	150 . 100	45°
1504S.226.100.45	200 . 100	45°
1504S.253.100.45	225 . 100	45°
1504S.279.100.45	250 . 100	45°
1504S.333.100.45	300 . 100	45°
1504S.415.100.45	375 . 100	45°
1504S.492.100.45	450 . 100	45°
1504S.572.100.45	525 . 100	45°




DWV SCJ Slip Glued Slip Coupler SN4 uPVC 1511S

Code	Size (mm)
1511S.100	100
1511S.150	150
1511S.175	175
1511S.225	225
1511S.300	300
1511S.375	375



DWV SCJ Saddle 45 Concrete uPVC 1504S

Code	Size (mm)	Bend
1504S.287.100.45	225 . 100	45°
1504S.363.100.45	300 . 100	45°
1504S.445.100.45	375 . 100	45°
1504S.533.100.45	450 . 100	45°



DWV SCJ Double Coupler SN4 1511

Code	Size (mm)
1511.150	150
1511.175	175
1511.225	225
1511.300	300
1511.375	375



Saddle Straps SS

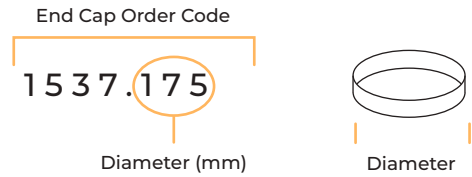
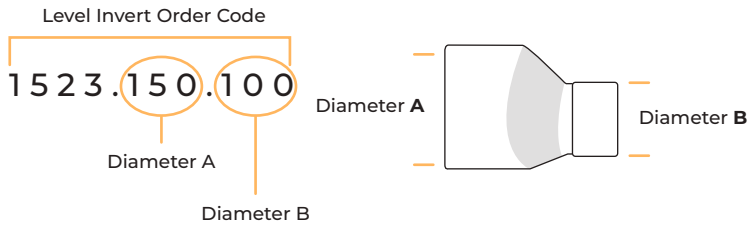
Code	Size	Range
SS1	Size 1 S/S 316	175 - 216mm
SS2	Size 2 S/S 316	181 - 225mm
SS3	Size 3 S/S 316	225 - 333mm
SS4	Size 4 S/S 316	336 - 415mm
SS5	Size 5 S/S 316	445 - 572mm



DWV Adapters for Concrete Slab 178

Code	Size (mm)	Type
178.65	65	DWV
178.80	80	DWV
178.100	100	SN6
178.150	150	SN4
178.175	175	SN4
178.225	225	SN4
178.300	300	SN6

SN4/6



DWV Level Invert uPVC

1523

Code	Size (mm)	Application
1523.150.100	150 . 100	Stormwater
1523.175.100	175 . 100	DWV SCJ
1523.175.150	175 . 150	Stormwater
1523.225.100	225 . 100	DWV SCJ
1523.225.150	225 . 150	DWV SCJ
1523.225.175	225 . 175	Stormwater
1523.300.100	300 . 100	DWV SCJ
1523.300.150	300 . 150	DWV SCJ
1523.300.175	300 . 175	DWV SCJ
1523.300.225	300 . 225	Stormwater
1523.375.100	375 . 100	DWV SCJ
1523.375.150	375 . 150	DWV SCJ
523.375.175	375 . 175	DWV SCJ
1523.375.225	375 . 225	DWV SCJ
1523.375.300	375 . 300	DWV SCJ



DWV/Stormwater End Cap SCJ uPVC

1537

Code	Size (mm)
1537.175	175
1537.225	225
1537.300	300
1537.375	375



DWV RRJ Manhole Short SN4 UG

Z1500


Code	Size (mm)	Length
Z1500.100.1	100	1m
Z1500.100.600	100	0.6m
Z1500.150.1	150	1m
Z1500.150.600	150	0.6m
Z1500.175.1	175	1m
Z1500.175.600	175	0.6m
Z1500.225.1	225	1m
Z1500.225.600	225	0.6m
Z1500.300.1	300	1m
Z1500.300.600	300	0.6m
Z1500.375.1	375	1m
Z1500.375.600	375	0.6m



DWV Adapters

1524

Code	Size (mm)
1524.114.100 Double Coupler for Pressure/ Sewer SCJ	114 . 110
1524.150SS Adapter Boot and SS 316 Straps for AC-PVC	150

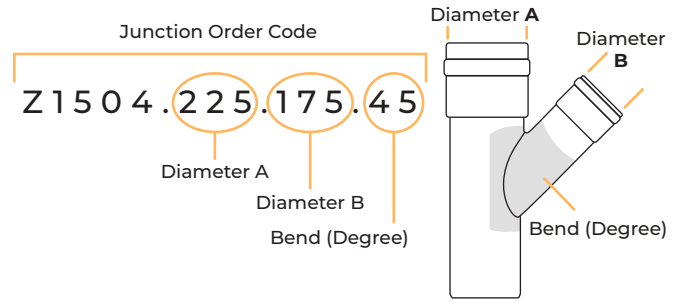
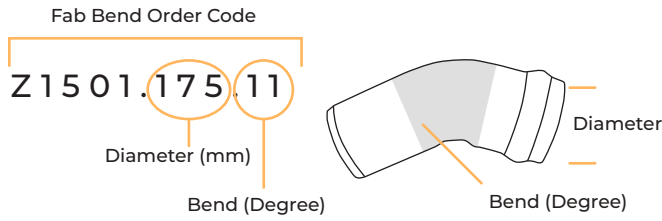


DWV RRJ DBL Coupler SN4

Z1511

Code	Size (mm)
Z1511.175	175
Z1511.225	225
Z1511.300	300

SN4/6



DWV RRJ Fab Bend SN4

Z1501

Code	Size (mm)	Bend
Z1501.175.11	175	11°
Z1501.175.22	175	22°
Z1501.175.45	175	45°
Z1501.175.90	175	90°
Z1501.225.11	225	11°
Z1501.225.22	225	22°
Z1501.225.45	225	45°
Z1501.225.90	225	90°
Z1501.300.11	300	11°
Z1501.300.22	300	22°
Z1501.300.45	300	45°
Z1501.300.90	300	90°
Z1501.375.11	375	11°
Z1501.375.22	375	22°
Z1501.375.45	375	45°
Z1501.375.90	375	90°



DWV RRJ Junction 45 SN4 *continues*

Z1501


Code	Size (mm)	Bend
Z1504.225.175.45	225 . 175	45°
Z1504.225.45	225	45°
Z1504.300.100.45	300 . 100	45°
Z1504.300.150.45	300 . 150	45°
Z1504.300.175.45	300 . 175	45°
Z1504.300.225.45	300 . 225	45°
Z1504.300.45	300	45°
Z1504.375.150.45	375 . 150	45°
Z1504.375.175.45	375 . 175	45°
Z1504.375.225.45	375 . 225	45°
Z1504.375.300.45	375 . 300	45°
Z1504.375.45	375	45°



DWV RRJ Junction 45 SN4

Z1501

Code	Size (mm)	Bend
Z1504.175.100.45	175 . 100	45°
Z1504.175.150.45	175 . 150	45°
Z1504.175.45	175	45°
Z1504.225.100.45	225 . 100	45°
Z1504.225.150.45	225 . 150	45°



DWV RRJ Lunden SN4

Z1504


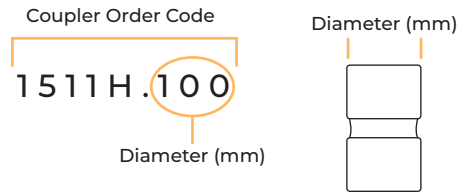
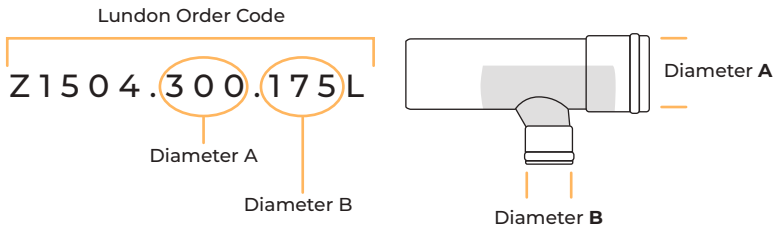
Code	Size (mm)
Z1504.175.100L	175 . 100
Z1504.175.150L	175 . 150
Z1504.175L	175
Z1504.225.100L	225 . 100
Z1504.225.150L	225 . 150
Z1504.225.175L	225 . 175
Z1504.225L	225
Z1504.300.100L	300 . 100
Z1504.300.150L	300 . 150

Continue to the next column.

Continue to the next column.

SN4/6


SN16



DWV RRJ Lundon SN4 *continues*

Z1504

Code	Size (mm)
Z1504.300.175L	300 . 175
Z1504.300.225L	300 . 225
Z1504.300L	300
Z1504.375.150L	375 . 150
Z1504.375.175L	375 . 175
Z1504.375.225L	375 . 225
Z1504.375.300L	375 . 300
Z1504.375L	375



SN16 DWV DBL Coupler SN16 uPVC

1511H

Code	Size (mm)
1511H.100	100
1511H.150	150
1511H.175	175
1511H.225	225
1511H.300	300



Pipe DWV uPVC

100

Code		Size (mm)
100.32.6	SCJ	32
100.40.6	SCJ	40
100.50.6	SCJ	50
100.65.6	SCJ	65
100.80.6	SCJ	80
100SN6.100.6	SN6 SCJ	100



SN16 DWV O Ring Slip Coupler

S1511

Code	Size (mm)
S1511.175HD	175
S1511.225HD	225
S1511.300HD	300

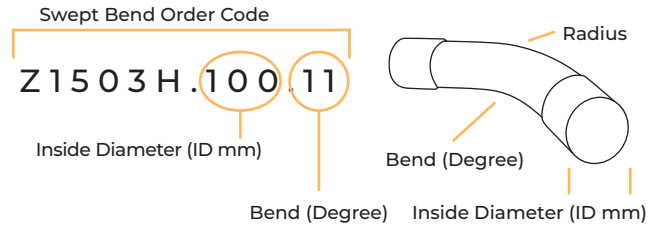
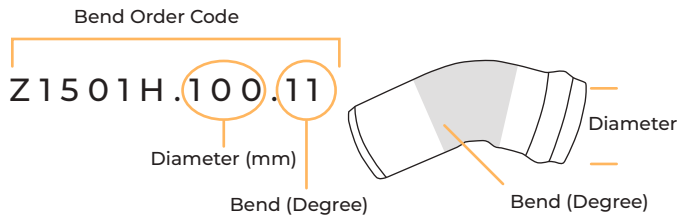


SN16 DWV RRJ DBL Coupler

Z1511

Code	Size (mm)
Z1511.100HD	100
Z1511.150HD	150
Z1511.175HD	175
Z1511.225HD	225
Z1511.300HD	300

SN16



SN16 DWV RRJ Bend

Z1501

Code	Size (mm)	Bend
Z1501H.100.11	100	11°
Z1501H.100.22	100	22°
Z1501H.100.45	100	45°
Z1501H.100.90	100	90°
Z1501H.150.11	150	11°
Z1501H.150.22	150	22°
Z1501H.150.45	150	45°
Z1501H.150.90	150	90°
Z1501H.175.11	175	11°
Z1501H.175.22	175	22°
Z1501H.175.45	175	45°
Z1501H.175.90	175	90°
Z1501H.225.11	225	11°
Z1501H.225.22	225	22°
Z1501H.225.45	225	45°
Z1501H.225.90	225	90°
Z1501H.300.11	300	11°
Z1501H.300.22	300	22°
Z1501H.300.45	300	45°
Z1501H.300.90	300	90°
Z1501H.375.45	375	45°
Z1501H.375.90	375	90°



SN16 DWV RRJ Formed Swept Bend

Z1503

Code	Size (mm)	Bend
Z1503H.100.11	100	11°
Z1503H.100.22	100	22°
Z1503H.100.45	100	45°
Z1503H.100.90	100	90°
Z1503H.150.11	150	11°
Z1503H.150.11R720	150	11°
Z1503H.150.22	150	22°
Z1503H.150.22R720	150	22°
Z1503H.150.45	150	45°
Z1503H.150.45R1280	150	45°
Z1503H.150.90	150	90°
Z1503H.150.90R1920	150	90°
Z1503H.175.11	175	11°
Z1503H.175.22	175	22°
Z1503H.175.45	175	45°
Z1503H.175.90	175	90°



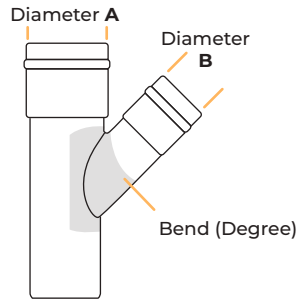
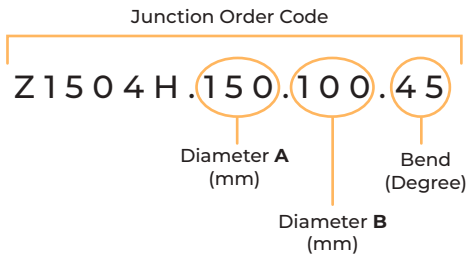
SN16 DWV RRJ Junction 45

Z1504

Code	Size (mm)	Bend
Z1504H.100.45	100	45°
Z1504H.150.100.45	150 . 100	45°
Z1504H.150.45	150	45°
Z1504H.175.100.45	175 . 100	45°
Z1504H.175.150.45	175 . 150	45°
Z1504H.175.45	175	45°
Z1504H.225.100.45	225 . 100	45°
Z1504H.225.150.45	225 . 150	45°
Z1504H.225.175.45	225 . 175	45°

Continue to the next column.

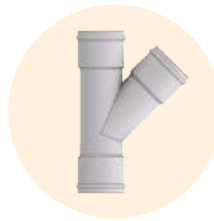
SN16



SN16 DWV RRJ Junction 45 *continues*

Z1504

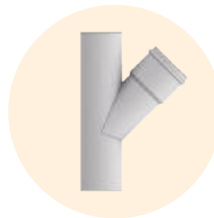
Code	Size (mm)	Bend
Z1504H.225.45	225	45°
Z1504H.300.100.45	300 . 100	45°
Z1504H.300.150.45	300 . 150	45°
Z1504H.300.175.45	300 . 175	45°
Z1504H.300.225.45	300 . 225	45°
Z1504H.300.45	300	45°
Z1504H.375.100.45	375 . 100	45°
Z1504H.375.150.45	375 . 150	45°
Z1504H.375.175.45	375 . 175	45°
Z1504H.375.225.45	375 . 225	45°
Z1504H.375.300.45	375 . 300	45°
Z1504H.375.45	375	45°



SN16 DWV RRJ Junction 45 Z Both Ends *continues*

1504

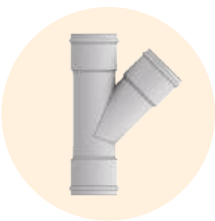
Code	Size (mm)	Bend
1504H.300.225.45Z	300 . 225	45°
1504H.300.45Z	300	45°
1504H.375.100.45Z	375 . 100	45°
1504H.375.150.45Z	375 . 150	45°
1504H.375.175.45Z	375 . 175	45°
1504H.375.225.45Z	375 . 225	45°
1504H.375.45Z	375	45°



SN16 DWV RRJ Junction 45 Spigot Both Ends

1504

Code	Size (mm)	Bend
1504H.100.45S	100	45°
1504H.150.100.45S	150 . 100	45°
1504H.150.45S	150	45°
1504H.175.100.45S	175 . 100	45°
1504H.175.150.45S	175 . 150	45°
1504H.175.45S	175	45°
1504H.225.100.45S	225 . 100	45°
1504H.225.150.45S	225 . 150	45°
1504H.225.45S	225	45°
1504H.300.100.45S	300 . 100	45°
1504H.300.150.45S	300 . 150	45°
1504H.300.225.45S	300 . 225	45°
1504H.300.45S	300	45°
1504H.375.100.45S	375 . 100	45°
1504H.375.150.45S	375 . 150	45°
1504H.375.225.45S	375 . 225	45°
1504H.375.45S	375	45°



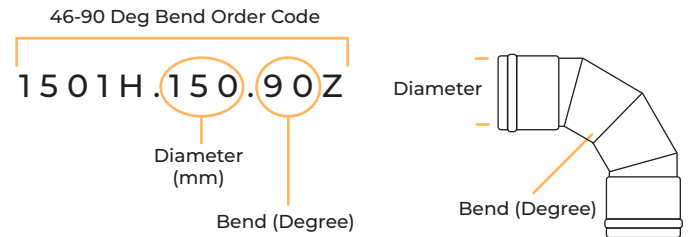
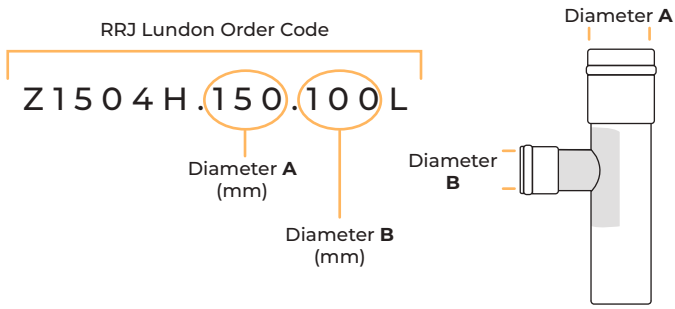
SN16 DWV RRJ Junction 45 Z Both Ends

1504

Code	Size (mm)	Bend
1504H.100.45Z	100	45°
1504H.150.100.45Z	150 . 100	45°
1504H.150.45Z	150	45°
1504H.175.100.45Z	175 . 100	45°
1504H.175.150.45Z	175 . 150	45°
1504H.175.45Z	175	45°
1504H.225.100.45Z	225 . 100	45°
1504H.225.150.45Z	225 . 150	45°
1504H.225.175.45Z	225 . 175	45°
1504H.225.45Z	225	45°
1504H.300.100.45Z	300 . 100	45°
1504H.300.150.45Z	300 . 150	45°
1504H.300.175.45Z	300 . 175	45°

Continue to the next column.

SN16



SN16 DWV RRJ Lunden

1504

Code	Size (mm)
Z1504H.100L	100
Z1504H.150.100L	150 . 100
Z1504H.150L	150
Z1504H.175.100L	175 . 100
Z1504H.175.150L	175 . 150
Z1504H.175L	175
Z1504H.225.100L	225 . 100
Z1504H.225.150L	225 . 150
Z1504H.225.175L	225 . 175
Z1504H.225L	225
Z1504H.300.100L	300 . 100
Z1504H.300.150L	300 . 150
Z1504H.300.175L	300 . 175
Z1504H.300.225L	375 . 225
Z1504H.300L	300



0-45 Deg Bend SN16 RRJ RRJ

1501

Code	Size (mm)	Bend
1501H.150.45Z	150	45°
1501H.175.45Z	175	45°
1501H.225.45Z	225	45°
1501H.300.45Z	300	45°
1501H.375.45Z	375	45°



46-90 Deg Bend SN16 RRJ RRJ

1501


Code	Size (mm)	Bend
1501H.150.90Z	150	90°
1501H.175.90Z	175	90°
1501H.225.90Z	225	90°
1501H.300.90Z	300	90°
1501H.375.90Z	375	90°



SN16 RRJ Lunden Spigot Both Ends

1504

Code	Size (mm)
1504H.150.100LS	150 . 100
1504H.150LS	150
1504H.225.100LS	225 . 100
1504H.225.150LS	225 . 150
1504H.225LS	225
1504H.300.150LS	300 . 150
1504H.375.100LS	375 . 100
1504H.375.150LS	375 . 150
1504H.375LS	375


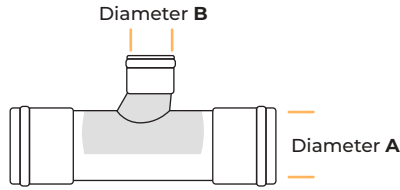
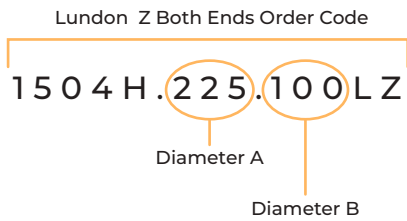


Junction RRJ SP SP

1501

Code	Size (mm)	Bend
Z1504H.150.45SP	150	45°
Z1504H.175.45SP	175	45°
Z1504H.225.45SP	225	45°
Z1504H.300.45SP	300	45°
Z1504H.375.45SP	375	45°

SN16



SN16 RRJ Lundon Z Both Ends

1504


Code	Size (mm)
1504H.100LZ	100
1504H.150.100LZ	150 . 100
1504H.150LZ	150
1504H.175.100LZ	175 . 100
1504H.175.150LZ	175 . 150
1504H.175LZ	175
1504H.225.100LZ	225 . 100
1504H.225.150LZ	225 . 150
1504H.225.175LZ	225 . 175
1504H.225LZ	225
1504H.300.100LZ	300 . 100
1504H.300.150LZ	300 . 150
1504H.300.175LZ	300 . 175
1504H.300.225LZ	300 . 225
1504H.300LZ	300
1504H.375.100LZ	375 . 100
1504H.375.150LZ	375 . 150
1504H.375.175LZ	375 . 175
1504H.375.225LZ	375 . 225
1504H.375LZ	375



SN16 Reducing Junction 45 RRJ SP SP

Z1504

Code	Size (mm)	Bend
Z1504H.150.100.45SP	150 . 100	45°
Z1504H.175.100.45SP	175 . 100	45°
Z1504H.175.150.45SP	175 . 150	45°
Z1504H.225.100.45SP	225 . 100	45°
Z1504H.225.150.45SP	225 . 150	45°
Z1504H.225.175.45SP	225 . 175	45°
Z1504H.300.100.45SP	300 . 100	45°
Z1504H.300.150.45SP	300 . 150	45°
Z1504H.300.175.45SP	300 . 175	45°
Z1504H.300.225.45SP	300 . 225	45°
Z1504H.375.100.45SP	375 . 100	45°
Z1504H.375.150.45SP	375 . 150	45°
Z1504H.375.175.45SP	375 . 175	45°
Z1504H.375.225.45SP	375 . 225	45°
Z1504H.375.300.45SP	375 . 300	45°

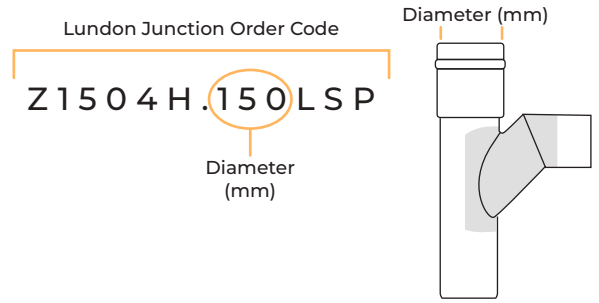
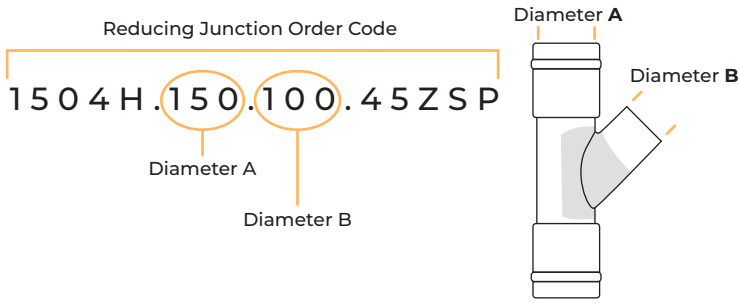


SN16 Junction 45 RRJ RRJ SP

1504H

Code	Size (mm)	Bend
1504H.150.45ZSP	150	45°
1504H.175.45ZSP	175	45°
1504H.225.45ZSP	225	45°
1504H.300.45ZSP	300	45°
1504H.375.45ZSP	375	45°

SN16



SN16 Reducing Junction 45 RRJ RRJ SP

1504H


Code	Size (mm)	Bend
1504H.150.100.45ZSP	150 . 100	45°
1504H.175.100.45ZSP	175 . 150	45°
1504H.175.150.45ZSP	175 . 150	45°
1504H.175.150.45ZSP	175 . 150	45°
1504H.225.150.45ZSP	225 . 150	45°
1504H.225.175.45ZSP	200 . 175	45°
1504H.300.100.45ZSP	300 . 100	45°
1504H.300.150.45ZSP	300 . 150	45°
1504H.300.175.45ZSP	300 . 175	45°
1504H.300.225.45ZSP	300 . 225	45°
1504H.375.100.45ZSP	375 . 100	45°
1504H.375.150.45ZSP	375 . 150	45°
1504H.375.175.45ZSP	375 . 175	45°
1504H.375.225.45ZSP	375 . 225	45°
1504H.375.300.45ZSP	375 . 300	45°



SN16 Reducing Lundon RRJ SP SP

Z1504


Code	Size (mm)
Z1504H.150.100LSP	150 . 100
Z1504H.175.100LSP	175 . 100
Z1504H.175.150LSP	175 . 150
Z1504H.225.100LSP	225 . 100
Z1504H.225.150LSP	225 . 150
Z1504H.225.175LSP	225 . 175
Z1504H.300.100LSP	300 . 100
Z1504H.300.150LSP	300 . 150
Z1504H.300.175LSP	300 . 175
Z1504H.300.225LSP	300 . 225
Z1504H.375.100LSP	375 . 100
Z1504H.375.150LSP	375 . 150
Z1504H.375.175LSP	375 . 175
Z1504H.375.225LSP	375 . 225
Z1504H.375.300LSP	375 . 300



SN16 Lundon Junction RRJ RRJ SP

1504H

Code	Size (mm)
1504H.150LZSP	150
1504H.175LZSP	175
1504H.225LZSP	225
1504H.300LZSP	300
1504H.375LZSP	375

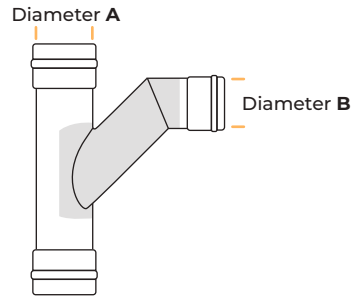
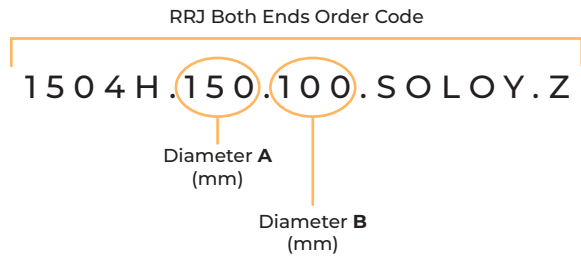


SN16 Lundon Junction RRJ SP SP

Z1504

Code	Size (mm)
Z1504H.150LSP	150
Z1504H.175LSP	175
Z1504H.225LSP	225
Z1504H.300LSP	300
Z1504H.375LSP	375

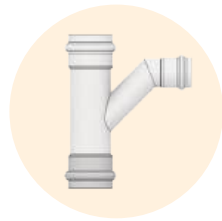
SN16



SN16 Reducing Lundon Junction RRJ RRJ SP

1504H

Code	Size (mm)
1504H.150.100LZSP	150 . 100
1504H.175.100LZSP	175 . 100
1504H.175.150LZSP	175 . 150
1504H.225.100LZSP	225 . 100
1504H.225.150LZSP	225 . 150
1504H.225.150LZSP	225 . 150
1504H.225.175LZSP	225 . 175
1504H.300.100LZSP	300 . 100
1504H.300.150LZSP	300 . 150
1504H.300.175LZSP	300 . 175
1504H.300.225LZSP	300 . 225
1504H.375.100LZSP	375 . 100
1504H.375.150LZSP	375 . 150
1504H.375.175LZSP	375 . 175
1504H.375.225LZSP	375 . 225
1504H.375.300LZSP	375 . 300



SN16 DWV RRJ Both Ends Solo Watercare Wye uPVC *continues*

1504

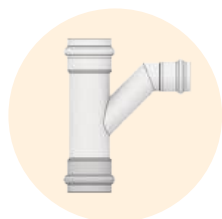
Code	Size (mm)
1504H.225.150.SOLOY.Z	225 . 150
1504H.225.SOLOY.Z	225
1504H.300.100.SOLOY.Z	300 . 100
1504H.375.100.SOLOY.Z	375 . 100
1504H.375.150.SOLOY.Z	375 . 150
1504H.300.225.SOLOY.Z	300 . 225



SN16 DWV RRJ Solo Watercare Wye uPVC

1504

Code	Size (mm)
Z1504H.100.SOLOY	100
Z1504H.150.SOLOY	150
Z1504H.150.100.SOLOY	150 . 100
Z1504H.175.SOLOY	175
Z1504H.175.100.SOLOY	175 . 100
Z1504H.175.150.SOLOY	175 . 150
Z1504H.225.SOLOY	225
Z1504H.225.100.SOLOY	225 . 100
Z1504H.225.150.SOLOY	225 . 150
Z1504H.225.175.SOLOY	225 . 175
Z1504H.300.SOLOY	300
Z1504H.300.100.SOLOY	300 . 100
Z1504H.300.150.SOLOY	300 . 150
Z1504H.300.175.SOLOY	300 . 175
Z1504H.300.225.SOLOY	300 . 225



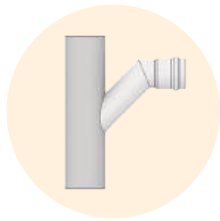
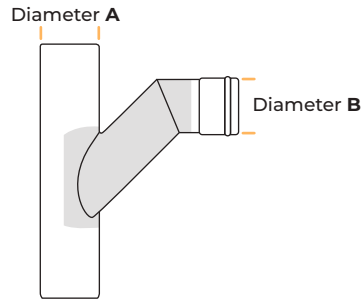
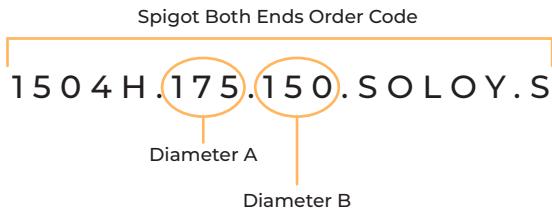
SN16 DWV RRJ Both Ends Solo Watercare Wye uPVC

1504

Code	Size (mm)
1504H.100.SOLOY.Z	100
1504H.150.100.SOLOY.Z	150 . 100
1504H.150.SOLOY.Z	150
1504H.175.100.SOLOY.Z	175 . 100
1504H.225.100.SOLOY.Z	225 . 100

Continue to the next column.


SN16



SN16 DWV Spigot Both Ends Solo Watercare Wye

1504

Code	Size (mm)
1504H.100.SOLOY.S	100
1504H.150.100.SOLOY.S	150 . 100
1504H.150.SOLOY.S	150
1504H.175.100.SOLOY.S	175 . 100
1504H.175.150.SOLOY.S	175 . 150
1504H.225.SOLOY.S	225
1504H.225.100.SOLOY.S	225 . 100
1504H.225.150.SOLOY.S	225 . 150
1504H.300.100.SOLOY.S	300 . 100
1504H.300.150.SOLOY.S	300 . 150



SN16 DWV RRJ Manhole Short G

Z1500

Code	Size (mm)	Length
Z1500HF.100.600	100	0.6m
Z1500HF.150.600	150	0.6m
Z1500HF.175.600	175	0.6m
Z1500HF.225.600	225	0.6m
Z1500HF.300.600	300	0.6m
Z1500HF.375.600	375	0.6m
Z1500HF.475.1	475	1m



SN16 DWV RRJ Manhole Short UG

Z1500

Code	Size (mm)	Length
Z1500H.100.1	100	1m
Z1500H.100.600	100	0.6m
Z1500H.150.1	150	1m
Z1500H.150.600	150	0.6m
Z1500H.175.1	175	1m
Z1500H.175.600	175	0.6m
Z1500H.225.1	225	1m
Z1500H.225.600	225	0.6m
Z1500H.300.1	300	1m
Z1500H.300.600	300	0.6m
Z1500H.375.600	375	0.6m



1580 Manhole Connector

1580

Code	Size (mm)
1580.100	100
1580.150	150
1580.175	175
1580.225	225
1580.300	300
1580.375	375

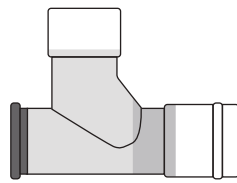
SN16

Drop Junction Order Code

IDJ.100C

Diameter (mm)

Diameter (mm)

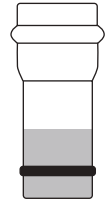


PVC Hydrophylic Manhole Starter Order Code

Z1500HF.100.600

Diameter (mm)

Diameter (mm)



SN16 DWV Drop Junction Waitakere RRJ

DJ

Code	Size (mm)
IDJ.100C	100
IDJ.150C	150
IDJ.175C	175
IDJ.225C	225
IDJ.300C	300



SN16 DWV Internal Drop Junction Manukau City RRJ

DJ

Code	Size (mm)
DJ100	100
DJ150	150
DJ225	225



PVC Hydrophylic Manhole Starter

Z1500

Code	Size (mm)
Z1500HF.100.600	100
Z1500HF.150.600	150
Z1500HF.175.600	175
Z1500HF.225.600	225
Z1500HF.300.600	300
Z1500HF.375.600	375
Z1500HF.475.600	475



SN16 Pipe PVC RRJ

Z100
SN16

Code	Size (mm)
Z100SN16.100.6	100
Z100SN16.150.6	150
Z100SN16.175.6	175
Z100SN16.225.6	225
Z100SN16.300.6	300
Z100SN16.375.6	375
Z100SN16.475.6	475
Z100SN16.525.6	525



PVC Hydrophylic Manhole Finisher

HYDRO

Code	Size (mm)
1500HYDRO.100.600	100
1500HYDRO.125.600	125
1500HYDRO.150.600	150
1500HYDRO.175.600	175
1500HYDRO.225.600	225
1500HYDRO.300.600	300
1500HYDRO.375.600	375

Solo Plastics

0800 765 675

Auckland 33 Honan Place, Avondale
Phone 09 828 9594

Christchurch 72 Hayton Road, Wigram
Phone 03 353 9291

solo.sales@solo.co.nz



solo

Fabricating for a better tomorrow
He waka eke noa



solo.co.nz