



solo

Fabricating for a better tomorrow
He waka eke noa

F01

**STORMWATER
FABRICATED
UNGLASSED/
FORMED**

solo.co.nz

FABRICATING FOR A BETTER TOMORROW

Solo's Vision is "*Fabricating for a Better Tomorrow*". We sustainably manufacture infrastructure solutions in PE and PVC for the people of New Zealand, focusing on values that help to conserve and protect our planet whilst always watching over our whanau. Now *that's* standing for better...

Solo Plastics
Phone +64 9828 9594
contact@solo.co.nz
solo.co.nz

25-33 Honan Place
Avondale
Auckland
New Zealand



S/W Bend Unglassed	1-2
S/W Formed Bend	2-3
S/W Red Junction Unglassed 45	4-5
S/W Red Junction Unglassed 90	5-6
S/W Saddle Unglassed	7
S/W Kerb Outlet	8

701

FABRICATED UNGLASSED/ FORMED

S/W Bend Unglassed



701.150.11U	150 uPVC 11deg Elbow for Stormwater Unglassed SCJ
701.150.22U	150 uPVC 22deg Elbow for Stormwater Unglassed SCJ
701.150.45U	150 uPVC 45deg Elbow for Stormwater Unglassed SCJ
701.150.90U	150 uPVC 90deg Elbow for Stormwater Unglassed SCJ
701.175.11U	175 uPVC 11deg Elbow for Stormwater Unglassed SCJ
701.175.22U	175 uPVC 22deg Elbow for Stormwater Unglassed SCJ
701.175.45U	175 uPVC 45deg Elbow for Stormwater Unglassed SCJ
701.175.90U	175 uPVC 90deg Elbow for Stormwater Unglassed SCJ
701.225.11U	225 uPVC 11deg Elbow for Stormwater Moulded SCJ
701.225.22U	225 uPVC 22deg Elbow for Stormwater Unglassed SCJ
701.225.45U	225 uPVC 45deg Elbow for Stormwater Unglassed SCJ
701.225.90U	225 uPVC 90deg Elbow for Stormwater Unglassed SCJ
701.300.11U	300 uPVC 11deg Elbow for Stormwater Unglassed SCJ
701.300.22U	300 uPVC 22deg Elbow for Stormwater Unglassed SCJ
701.300.45U	300 uPVC 45deg Elbow for Stormwater Unglassed SCJ
701.300.90U	300 uPVC 90deg Elbow for Stormwater Unglassed SCJ

Please view next page for more sizes.

FABRICATED UNGLASSED/ FORMED

701

S/W Bend Unglassed



701.375.11U	375 uPVC 11deg Elbow for Stormwater Unglassed SCJ
701.375.22U	375 uPVC 22deg Elbow for Stormwater Unglassed SCJ
701.375.45U	375 uPVC 45deg Elbow for Stormwater Unglassed SCJ
701.375.90U	375 uPVC 90deg Elbow for Stormwater Unglassed SCJ

FABRICATED UNGLASSED/ FORMED

703

S/W Formed Bend



703.90.11	90 uPVC 11deg Swept Bend for Stormwater SCJ
703.90.22	90 uPVC 22deg Swept Bend for Stormwater SCJ
703.90.45	90 uPVC 45deg Swept Bend for Stormwater SCJ
703.90.90	90 uPVC 90deg Swept Bend for Stormwater SCJ
703.100.11	100 uPVC 11deg Swept Bend for Stormwater SCJ
703.100.22	100 uPVC 22deg Swept Bend for Stormwater SCJ

Please view next page for more sizes.

703

FABRICATED UNGLASSED/ FORMED

S/W Formed Bend




703.100.45	100 uPVC 45deg Swept Bend for Stormwater SCJ
703.100.90	100 uPVC 90deg Swept Bend for Stormwater SCJ
703.150.11	150 uPVC 11deg Swept Bend for Stormwater SCJ
703.150.22	150 uPVC 22deg Swept Bend for Stormwater SCJ
703.150.45	150 uPVC 45deg Swept Bend for Stormwater SCJ
703.150.90	150 uPVC 90deg Swept Bend for Stormwater SCJ
703.175.11	175 uPVC 11deg Swept Bend for Stormwater SCJ
703.175.22	175 uPVC 22deg Swept Bend for Stormwater SCJ
703.175.45	175 uPVC 45deg Swept Bend for Stormwater SCJ
703.175.90	175 uPVC 90deg Swept Bend for Stormwater SCJ
703.225.11	225 uPVC 11deg Swept Bend for Stormwater SCJ
703.225.22	225 uPVC 22deg Swept Bend for Stormwater SCJ
703.225.45	225 uPVC 45deg Swept Bend for Stormwater SCJ
703.225.90	225 uPVC 90deg Swept Bend for Stormwater SCJ
703.300.11	300 uPVC 11deg Swept Bend for Stormwater SCJ
703.300.22	300 uPVC 22deg Swept Bend for Stormwater SCJ
703.300.45	300 uPVC 45deg Swept Bend for Stormwater SCJ
703.300.90	300 uPVC 90deg Swept Bend for Stormwater SCJ

FABRICATED UNGLASSED/ FORMED

704

S/W Red Junction Unglassed 45



704.150.100.45U	150 100 uPVC 45deg Junction for Stormwater Unglassed
704.175.100.45U	175 100 uPVC 45deg Junction for Stormwater Unglassed
704.175.150.45U	175 150 uPVC 45deg Junction for Stormwater Unglassed
704.175.45U	175 uPVC 45deg Junction for Stormwater Unglassed
704.225.100.45U	225 100 uPVC 45deg Junction for Stormwater Unglassed
704.225.150.45U	225 150 uPVC 45deg Junction for Stormwater Unglassed
704.225.175.45U	225 175 uPVC 45deg Junction for Stormwater Unglassed
704.225.45U	225 uPVC 45deg Junction for Stormwater Unglassed
704.300.100.45U	300 100 uPVC 45deg Junction for Stormwater Unglassed
704.300.150.45U	300 150 uPVC 45deg Junction for Stormwater Unglassed
704.300.175.45U	300 175 uPVC 45deg Junction for Stormwater Unglassed
704.300.225.45U	300 225 uPVC 45deg Junction for Stormwater Unglassed
704.300.45U	300 uPVC 45deg Junction for Stormwater Unglassed
704.375.100.45U	375 100 uPVC 45deg Junction for Stormwater Unglassed
704.375.150.45U	375 150 uPVC 45deg Junction for Stormwater Unglassed
704.375.175.45U	375 175 uPVC 45deg Junction for Stormwater Unglassed

Please view next page for more sizes.

704


FABRICATED UNGLASSED/ FORMED

S/W Red Junction Unglassed 45



704.375.225.45U	375 225 uPVC 45deg Junction for Stormwater Unglassed
704.375.300.45U	375 300 uPVC 45deg Junction for Stormwater Unglassed
704.375.45U	375 uPVC 45deg Junction for Stormwater Unglassed

S/W Red Junction Unglassed 90



704.150.100.90U	150 100 uPVC 90deg Junction for Stormwater Unglassed
704.175.100.90U	175 100 uPVC 90deg Junction for Stormwater Unglassed
704.175.150.90U	175 150 uPVC 90deg Junction for Stormwater Unglassed
704.175.90U	175 uPVC 90deg Junction for Stormwater Unglassed
704.225.100.90U	225 100 uPVC 90deg Junction for Stormwater Unglassed
704.225.150.90U	225 150 uPVC 90deg Junction for Stormwater Unglassed
704.225.175.90U	225 175 uPVC 90deg Junction for Stormwater Unglassed
704.225.90U	225 uPVC 90deg Junction for Stormwater Unglassed
704.300.100.90U	300 100 uPVC 90deg Junction for Stormwater Unglassed
704.300.150.90U	300 150 uPVC 90deg Junction for Stormwater Unglassed

Please view next page for more sizes.

FABRICATED UNGLASSED/ FORMED

704

S/W Red Junction Unglassed 90




704.300.175.90U	300 175 uPVC 90deg Junction for Stormwater Unglassed
704.300.225.90U	300 225 uPVC 90deg Junction for Stormwater Unglassed
704.300.90U	300 uPVC 90deg Junction for Stormwater Unglassed
704.375.100.90U	375 100 uPVC 90deg Junction for Stormwater Unglassed
704.375.150.90U	375 150 uPVC 90deg Junction for Stormwater Unglassed
704.375.175.90U	375 175 uPVC 90deg Junction for Stormwater Unglassed
704.375.225.90U	375 225 uPVC 90deg Junction for Stormwater Unglassed
704.375.300.90U	375 300 uPVC 90deg Junction for Stormwater Unglassed
704.375.90U	375 uPVC 90deg Junction for Stormwater Unglassed

704S

FABRICATED UNGLASSED/ FORMED

S/W Saddle Unglassed




704S.150.100.45U	150 100 uPVC 45deg Saddle for Stormwater Unglassed
704S.175.100.45U	175 100 uPVC 45deg Saddle for Stormwater Unglassed
704S.175.150.45U	175 150 uPVC 45deg Saddle for Stormwater Unglassed
704S.225.100.45U	225 100 uPVC 45deg Saddle for Stormwater Unglassed
704S.225.150.45U	225 150 uPVC 45deg Saddle for Stormwater Unglassed
704S.225.175.45U	225 175 uPVC 45deg Saddle for Stormwater Unglassed
704S.300.100.45U	300 100 uPVC 45deg Saddle for Stormwater Unglassed
704S.300.150.45U	300 150 uPVC 45deg Saddle for Stormwater Unglassed
704S.300.175.45U	300 175 uPVC 45deg Saddle for Stormwater Unglassed
704S.300.225.45U	300 225 uPVC 45deg Saddle for Stormwater Unglassed
704S.375.100.45U	375 100 uPVC 45deg Saddle for Stormwater Unglassed
704S.375.150.45U	375 150 uPVC 45deg Saddle for Stormwater Unglassed
704S.375.175.45U	375 175 uPVC 45deg Saddle for Stormwater Unglassed
704S.375.225.45U	375 225 uPVC 45deg Saddle for Stormwater Unglassed

FABRICATED UNGLASSED/ FORMED

765

S/W Kerb Outlet



765.90	90 uPVC Kerb Outlet for Stormwater
765.90G	90 uPVC Kerb Outlet for Stormwater Gritted
765.100	100 uPVC Kerb Outlet for Stormwater
765.100E	100 uPVC Kerb Outlet for Stormwater Extender
765.100G	100 uPVC Kerb Outlet for Stormwater Gritted
765.100L	100 uPVC Kerb Outlet for Stormwater 1500mm Long